

# RURAL POLK COUNTY 2023 POINT IN TIME COUNT DATA



Every year during the last ten days of January, our region conducts a comprehensive count of the local population experiencing homelessness. The Point In Time Count measures the prevalence of homelessness in each community and collects information on individuals and families experiencing homelessness.

This year, The Polk County Family & Community Outreach Department partnered with multiple agencies to survey people throughout rural Polk County (excluding West Salem), not only about where they slept on the night of January 23, 2023, but also about other barriers they face related to housing.

Thank you to everyone who helped us survey our Polk County neighbors who are unhoused or at risk of being homeless.

**180**  
INDIVIDUALS  
EXPERIENCING  
HOMELESSNESS OR  
AT RISK OF  
HOMELESSNESS

Adults (25+)  
**142**

Youth (18-24)  
**16**

Youth (0-17)  
**22**



**91**

### Unsheltered Homeless

(Sleeping outside, in a vehicle, RV, or someplace not intended for human habitation.)



**43**

### Sheltered Homeless

(Sleeping in a temporary or emergency shelter, transitional housing, or in a hotel.)



**46**

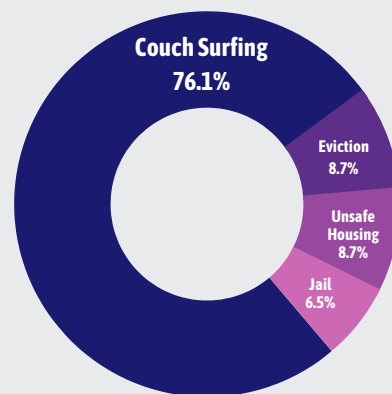
### At Risk of Homelessness

(Couch surfing, sleeping in unsafe or tumultuous housing, facing eviction, or currently in jail.)

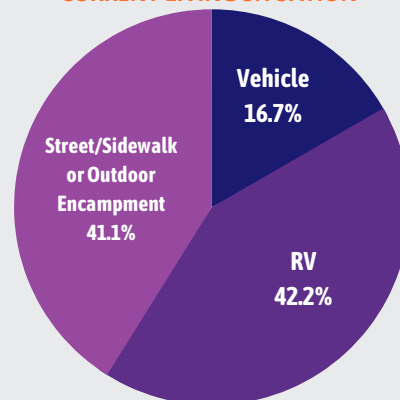


Of the 38 rural Polk County youth surveyed for the 2023 Point in Time Count, 16% are currently unsheltered.

### AT RISK OF HOMELESSNESS BARRIERS OR CURRENT LIVING SITUATION

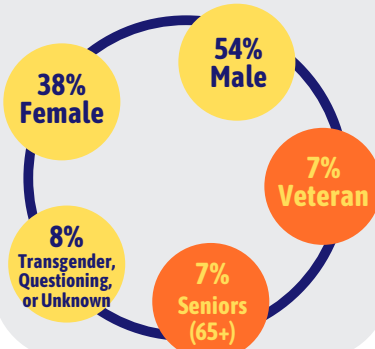


### UNSHELTERED HOMELESS CURRENT LIVING SITUATION



### DEMOGRAPHICS

INDIVIDUALS EXPERIENCING HOMELESSNESS OR AT RISK OF HOMELESSNESS



### COMMUNITY CONNECTION

**84%**

OF INDIVIDUALS EXPERIENCING HOMELESSNESS OR AT RISK OF HOMELESSNESS, REPORT HAVING TIES TO THE COMMUNITY THAT THEY ARE CURRENTLY STAYING IN

### CHRONICALLY HOMELESS

**86%**

OF INDIVIDUALS WHO ARE UNSHELTERED HAVE BEEN HOMELESS FOR A YEAR OR LONGER, OR MORE THAN ONCE IN THEIR LIFETIME

### MENTAL HEALTH

**48%**

OF INDIVIDUALS WHO ARE UNSHELTERED REPORT THAT THEIR MENTAL HEALTH IMPACTS THEIR ABILITY TO MAINTAIN STABLE EMPLOYMENT OR HOUSING

# RURAL POLK COUNTY 2023 POINT IN TIME COUNT DATA



## INDEPENDENCE

**34** INDIVIDUALS EXPERIENCING HOMELESSNESS OR ARE AT RISK OF HOMELESSNESS

**18** Unsheltered

**1** Sheltered

**15** At Risk

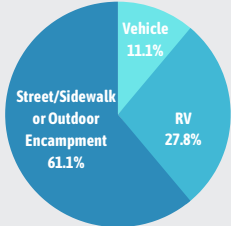


OF INDIVIDUALS WHO ARE EXPERIENCING HOMELESSNESS OR ARE AT RISK OF HOMELESSNESS, REPORT HAVING TIES TO THE COMMUNITY THEY ARE CURRENTLY STAYING IN

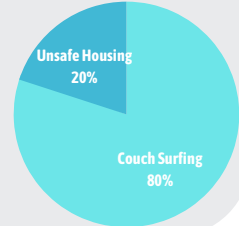


OF INDIVIDUALS WHO ARE UNSHELTERED HAVE BEEN HOMELESS FOR A YEAR OR LONGER, OR MORE THAN ONCE IN THEIR LIFETIME

UNSHeltered HOMELESS CURRENT LIVING SITUATION



AT RISK OF HOMELESSNESS CURRENT LIVING SITUATION



Adults (25+) **21**

Youth (18-24) **9**

Youth (0-17) **4**

## MONMOUTH

**15** INDIVIDUALS EXPERIENCING HOMELESSNESS OR ARE AT RISK OF HOMELESSNESS

**5** Unsheltered

**4** Sheltered

**6** At Risk

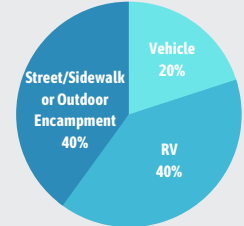


OF INDIVIDUALS WHO ARE EXPERIENCING HOMELESSNESS OR ARE AT RISK OF HOMELESSNESS, REPORT HAVING TIES TO THE COMMUNITY THEY ARE CURRENTLY STAYING IN

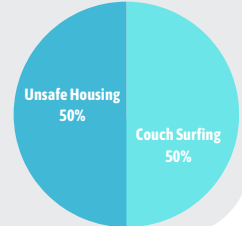


OF INDIVIDUALS WHO ARE UNSHELTERED HAVE BEEN HOMELESS FOR A YEAR OR LONGER, OR MORE THAN ONCE IN THEIR LIFETIME

UNSHeltered HOMELESS CURRENT LIVING SITUATION



AT RISK OF HOMELESSNESS CURRENT LIVING SITUATION



Adults (25+) **14**

Youth (18-24) **1**

## DALLAS

**81** INDIVIDUALS EXPERIENCING HOMELESSNESS OR ARE AT RISK OF HOMELESSNESS

**31** Unsheltered

**31** Sheltered

**19** At Risk

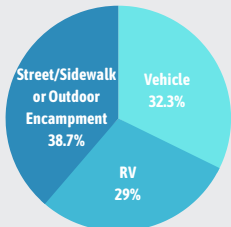


OF INDIVIDUALS WHO ARE EXPERIENCING HOMELESSNESS OR ARE AT RISK OF HOMELESSNESS, REPORT HAVING TIES TO THE COMMUNITY THEY ARE CURRENTLY STAYING IN

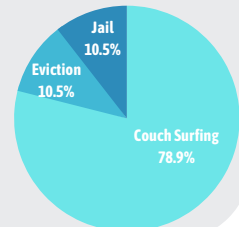


OF INDIVIDUALS WHO ARE UNSHELTERED HAVE BEEN HOMELESS FOR A YEAR OR LONGER, OR MORE THAN ONCE IN THEIR LIFETIME

UNSHeltered HOMELESS CURRENT LIVING SITUATION



AT RISK OF HOMELESSNESS CURRENT LIVING SITUATION



Adults (25+) **58**

Youth (18-24) **5**

Youth (0-17) **18**

## FALLS CITY

**36** INDIVIDUALS EXPERIENCING HOMELESSNESS OR ARE AT RISK OF HOMELESSNESS

**27** Unsheltered

**7** Sheltered

**2** At Risk

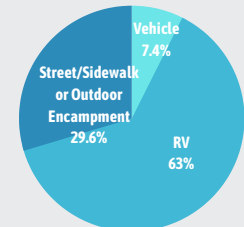


OF INDIVIDUALS WHO ARE EXPERIENCING HOMELESSNESS OR ARE AT RISK OF HOMELESSNESS, REPORT HAVING TIES TO THE COMMUNITY THEY ARE CURRENTLY STAYING IN

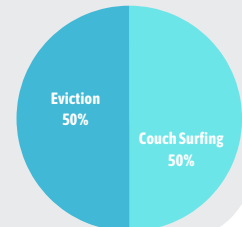


OF INDIVIDUALS WHO ARE UNSHELTERED HAVE BEEN HOMELESS FOR A YEAR OR LONGER, OR MORE THAN ONCE IN THEIR LIFETIME

UNSHeltered HOMELESS CURRENT LIVING SITUATION



AT RISK OF HOMELESSNESS CURRENT LIVING SITUATION



Adults (25+) **36**

Youth (18-24) **NO SURVEY DATA**

Youth (0-17) **NO SURVEY DATA**

## GRAND RONDE AREA

**10** INDIVIDUALS EXPERIENCING HOMELESSNESS OR ARE AT RISK OF HOMELESSNESS

**8** Unsheltered

**2** At Risk

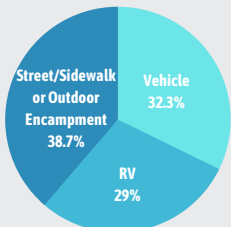


OF INDIVIDUALS WHO ARE EXPERIENCING HOMELESSNESS OR ARE AT RISK OF HOMELESSNESS, REPORT HAVING TIES TO THE COMMUNITY THEY ARE CURRENTLY STAYING IN

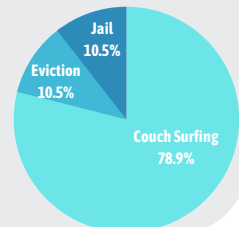


OF INDIVIDUALS WHO ARE UNSHELTERED HAVE BEEN HOMELESS FOR A YEAR OR LONGER, OR MORE THAN ONCE IN THEIR LIFETIME

UNSHeltered HOMELESS CURRENT LIVING SITUATION



AT RISK OF HOMELESSNESS CURRENT LIVING SITUATION



Adults (25+) **9**

Youth (18-24) **1**

Youth (0-17) **NO SURVEY DATA**

## WILLAMINA

**4** INDIVIDUALS EXPERIENCING HOMELESSNESS OR ARE AT RISK OF HOMELESSNESS

**2** Unsheltered

**2** At Risk

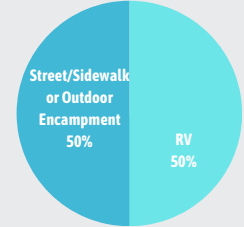


OF INDIVIDUALS WHO ARE EXPERIENCING HOMELESSNESS OR ARE AT RISK OF HOMELESSNESS, REPORT HAVING TIES TO THE COMMUNITY THEY ARE CURRENTLY STAYING IN

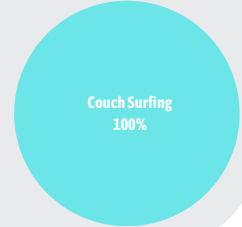


OF INDIVIDUALS WHO ARE UNSHELTERED HAVE BEEN HOMELESS FOR A YEAR OR LONGER, OR MORE THAN ONCE IN THEIR LIFETIME

UNSHeltered HOMELESS CURRENT LIVING SITUATION



AT RISK OF HOMELESSNESS CURRENT LIVING SITUATION



Adults (25+) **4**

Youth (18-24) **NO SURVEY DATA**

Youth (0-17) **NO SURVEY DATA**